



Museum of Classical Archaeology: Teachers' Pack



Museum of
Classical
Archaeology



UNIVERSITY OF CAMBRIDGE
MUSEUMS
& BOTANIC GARDEN



Supported using public funding by
**ARTS COUNCIL
ENGLAND**

Table of Contents

About the Museum	3
<i>The Museum of Classical Archaeology</i>	3
<i>The University of Cambridge Museums</i>	3
Planning your visit	4
<i>Contact us</i>	4
<i>How to find us</i>	4
<i>Opening times</i>	5
<i>Admission</i>	5
<i>Group sizes</i>	5
<i>Parking</i>	5
<i>Website</i>	5
<i>Risk assessment</i>	6
<i>A note on our collection</i>	6
On the day of your visit	7
<i>Arrival</i>	7
<i>Supervision</i>	7
<i>Late arrival and cancellation</i>	8
<i>Museum access</i>	8
<i>Photography</i>	8
<i>Art groups</i>	8
<i>Illness</i>	8
<i>Summer temperatures</i>	9
Facilities	9
<i>Toilets</i>	9
<i>Cloakroom</i>	9
<i>Refreshments</i>	9
<i>Shop</i>	10
<i>Available resources</i>	10
Behaviour Guidelines	11

About the Museum

The Museum of Classical Archaeology

The Museum of Classical Archaeology is one of the finest collections of plaster casts of Greek and Roman sculpture anywhere in the world. By putting together a comprehensive collection of replicas of some of the most significant pieces of sculpture from the ancient world, the Museum gives visitors the opportunity to view under one roof objects which you would otherwise have to travel all over Europe to see. Older students benefit greatly from tracing the development in classical art, observing how the classical body changes over time, while primary school children visiting as part of their study of the ancient Greeks and Romans are able to explore other themes: myth, religion, or the ancient Olympics. The Museum also provides a tranquil space, in which art students may sketch.

The University of Cambridge Museums

The Museum of Classical Archaeology is part of the University of Cambridge Museums: a group of eight museums and the Botanic Garden. Why not combine your visit to our Museum with a visit to another of the University Museums? A visit to the Museum of Classical Archaeology works particularly well alongside a visit to the Greek and Roman galleries at the Fitzwilliam Museum as the museums are roughly a 15 minute walk apart.

For further details of the education sessions available at the other University of Cambridge Museums, see [the UCM schools webpage](#).

Planning your visit


Contact us

To book a visit to the Museum of Classical Archaeology, please use [our online booking system](#).

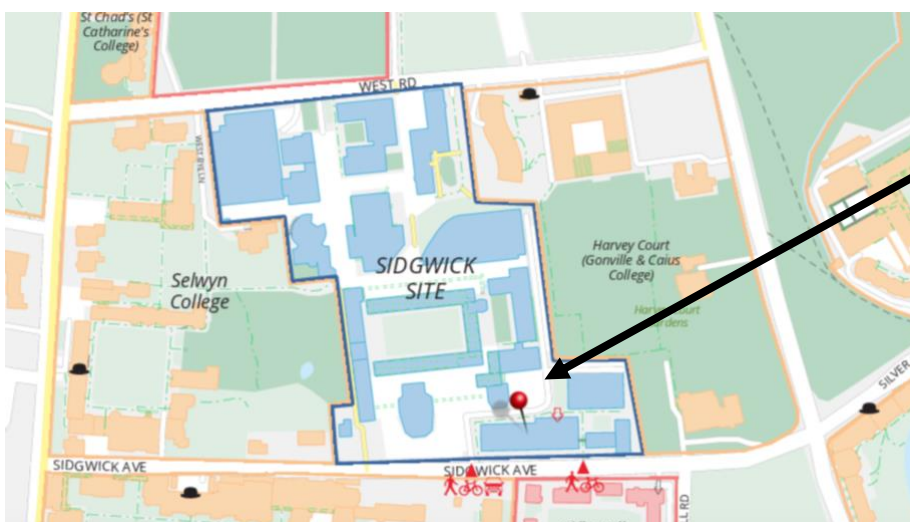
For any other enquiries about visits to the Museum, Education and Outreach Coordinator Justyna Ladosz can be contacted at: museum-education@classics.cam.ac.uk or (01223) 767044.

How to find us

Museum of Classical Archaeology,
Faculty of Classics,
Sidgwick Avenue,
Cambridge,
CB3 9DA



The Museum can be found on the first floor of the University of Cambridge's Faculty of Classics. While the Faculty building backs onto Sidgwick Avenue, please note that there is no entrance to the building directly from the road. The entrance to the building is on the Sidgwick Site, which can be entered either through the pedestrian entrance or through the entrance to the car park. Both entrances can be seen on the map below.



Museum of Classical
Archaeology

Opening times

Tuesday to Friday: 10am-5pm

Saturday: 2pm-5pm (in University term-time only: please check our website)

Subject to availability, self-led sessions may be booked Tuesday-Friday 10am-2pm. Self-led visits may also be booked during Saturday opening hours.

Sessions led by a member of Museum staff may be booked Wednesday-Friday 10am-2pm.

We are able to book a maximum of two groups per day and only one group may visit the Museum at a time.

Admission

Admission to the Museum and use of our education service are **free of charge**. Donations are always gratefully received but are, of course, made at your own discretion. Cheques should be made payable to the “University of Cambridge”.

Group sizes

The minimum number of students for a facilitated visit is 10. Smaller groups are welcome to book a self-led visit to the Museum.

Maximum no. of students for a KS2 visit: 35 students

Maximum no. of students for a Museum tour: 25 students

Maximum no. of Art students to draw in the Museum: 20 students

Parking

The Museum is unable to offer parking space unfortunately. However, metered parking is available for minibuses along Sidgwick Avenue and the surrounding roads. Coaches may stop briefly on Sidgwick Avenue to drop off and collect groups.

Website

Information about the Museum can be found on [our website](#). Further details about our education service can be found under [the schools tab](#).

Risk assessment

We offer the following guidance, which we hope will help when writing your risk assessment for your visit:

Teachers planning visits to the Museum should note that this is a public building. Schools will be using the Museum at the same time as other visitors. This includes public lavatories with hot and cold running water.

Other possible risks include:

- Slip, trip or fall
- Injured whilst handling objects if participating in a handling session
- Struck by automatic glass doors

Highly unlikely risks may include:

- Falling down stairs
- Knocking over or breaking items on display
- Exposure to fire

A note on our collection

Since we are a collection of plaster casts of Greek and Roman sculpture, many of our statues are nude. This should not prevent younger students from visiting the Museum. We usually start a taught session in the Museum by discussing why the statues are often unclothed and how we should appreciate that there are differences between our own culture and those which were thriving over 2,000 years ago. However, if you have students in your group of a sensitive nature or students who may be uncomfortable with this, you may wish to speak to your class about this in advance.

On the day of your visit

Arrival

As the museum is situated inside the building of the Faculty of Classics, it is essential that school groups arrive at the arranged time, to avoid bottlenecks in the faculty building.

Please wait outside the building on arrival, until the arranged time of your visit, and report to the enquiries office (on the left as you come in). This is to make sure we are ready for your arrival.

When you enter the Museum you will be asked to sign your group in at the front desk.

Groups may make use of the toilets in the foyer but should be aware that others will need to be able to get in and out of the entrance. School groups planning to use toilets on departure should leave in staggered groups to avoid congregating in foyer.

The Museum is based in a University department and as such is surrounded by offices, classrooms and a library. We politely ask that groups respect those who work in this building by keeping noise to a minimum as they move through the building.

Please be mindful of these rules while booking and planning your visit. We have put these rules in place to ensure the safety of our staff, visitors and volunteers during the Covid-19 Pandemic. For more information on our safety measures please visit the [museum's FAQ pages](#).

Supervision

Teachers and adult helpers are responsible for their students at all times during a visit. Please ensure that your students are actively supervised. Primary school students should explore the Museum in small groups with an adult. Older students may explore the Museum independently but we do ask that teachers are vigilant to their behaviour.

We recommend the following ratios:

1 adult : 7 primary school students

1 adult : 10 secondary school students

Unsupervised students and/or poor behaviour may mean that your group is asked to leave. Please note that our plaster casts are delicate and on open

display. In the rare event of a breakage, your school may be charged for the damage.

Late arrival and cancellation

We appreciate that groups are sometimes held up *en route*, especially if travelling long distances. Please do let us know if you will be late by calling (01223) 330402.

In the event of cancellation, please try to let us know at least 24 hours in advance.

Museum access

The Museum is located on the first floor of the Faculty of Classics. There is level, paved access to the building itself and alternative access to the Museum via a separate entrance and lift. Once inside the Museum, our collection is all on one level with minimal obstructions. If a member of your group will require alternative access to the Museum, please do let us know in advance so that we can arrange for someone to escort you to the lift.

Photography

Photography is permitted in the Museum but only for personal, rather than commercial, use. Photography using a stand or special lighting is only permitted by special arrangement.

Art groups

We welcome visits from Art groups. Only pencil may be used to draw in the Museum. You may move chairs around the Museum to sit nearer to the cast you wish to draw but please take care not to block the main thoroughfare around the Museum or any doorways, especially fire exits. Please do not use the chairs from the trolley. Artists should be careful not to lean on casts or their bases.

Illness

In the event of illness or an accident, please inform a member of Museum staff as soon as possible. A first aid kit is available for minor injuries and appropriate

medical attention will be sought for more serious afflictions. If a child vomits or has a nose bleed, please escort them out of the Museum straightaway; a member of school staff should remain with the child.

Summer temperatures

The Museum has a glass roof and in the summer sun temperatures can become very high. Museum staff will open windows, but do plan your visit accordingly by bringing water. A water fountain can be found in the building's foyer. In the event of illness, please inform a member of Museum staff.

Facilities

Toilets

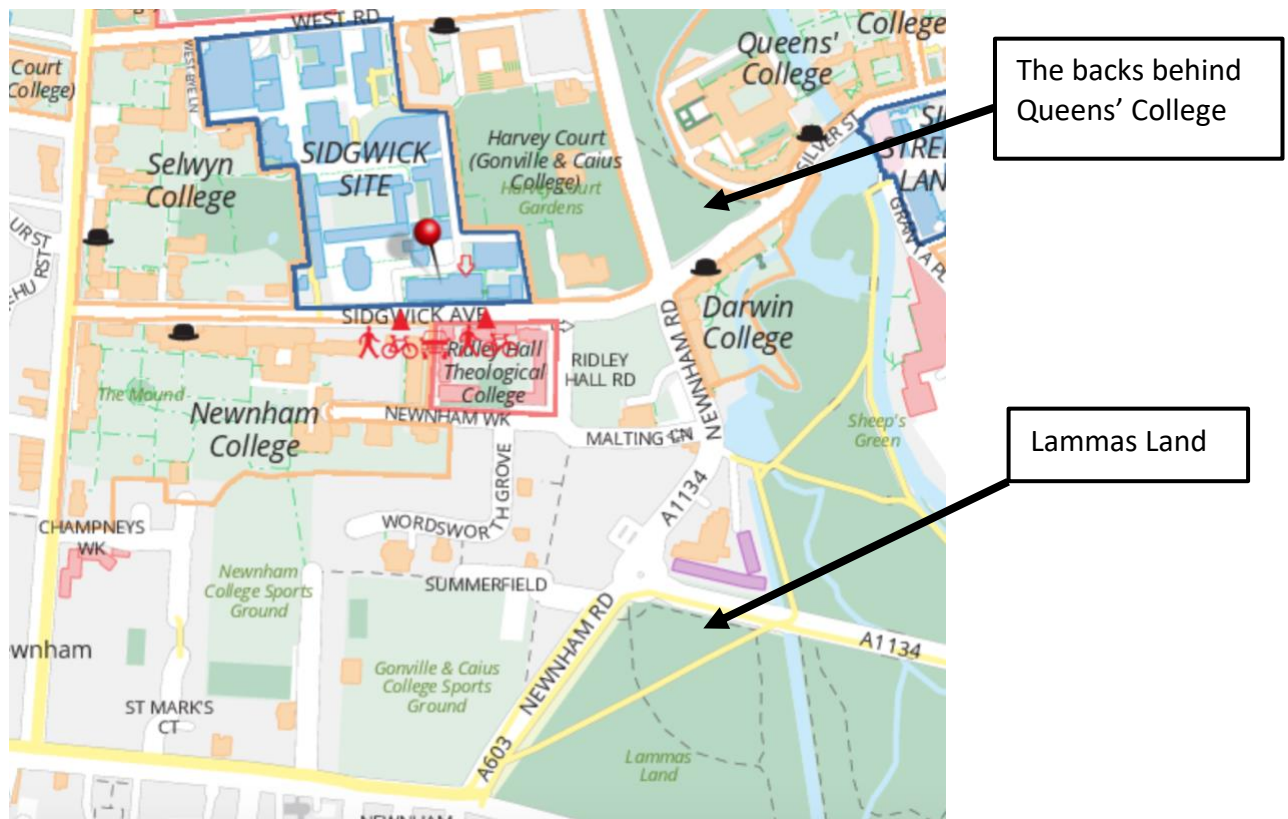
A small number of toilets can be found in the foyer of the Faculty building. Groups may make use of the toilets in the foyer but should be aware that others will need to be able to get in and out of the entrance. Groups planning to use toilets on departure should leave in staggered groups to avoid congregating in foyer.

Cloakroom

The Museum does not have a cloakroom but there are trolleys just inside the entrance of the Museum in which groups may store coats and bags. Items are left here at your own risk. Groups with backpacks will be asked to leave these on the trolleys.

Refreshments

Food and drink is not permitted in the Museum. Unfortunately, the Museum does not have a lunch room or café. Packed lunches should not be eaten on the Sidgwick Site, where the Museum is based, but there are a few grassy areas nearby, which are well suited to having lunch in nice weather. These can be seen on the map below.



Shop

The Museum does not have a gift shop, but we do have a small selection of postcards, posters and guide-books for sale, as well as our highlights pack which is especially useful for A-level students.

Available resources

- Clipboards and pencils
- [KS2 Greeks Workpack.](#)
- Highlights Pack: a selection of loose-leaf photographs and essays which explore important themes in ancient Greek and Roman visual culture through various items in the collection. Available from the front desk for £5 (no card payments).
- Online School Resources, on Greeks, Romans, Latin and more, can be found on our [things do to pages.](#)

Behaviour Guidelines

Please help us to take care of our casts and respect other people using this building by talking to your students about our behaviour guidelines before you visit.

School staff take full responsibility for the behaviour of students in their group while visiting the Museum.

- Don't touch the objects. Casts are easily broken.
- Respect other visitors to the Museum.
- Do not run.
- Keep noise to a sensible volume.
- No food or drink in the Museum.
- Avoid leaning on the casts and their bases.
- Be considerate of those working in the offices, library and lecture halls around you.
- Sketch in pencil only.
- Please keep mobile phones on silent during education sessions.

Thank you.